



RA12-55(12V55Ah)

Specification

Cells Per Unit	6
Voltage Per Unit	12
Nominal Capacity	55Ah@10hour-rate to 1.80V per cell @25°C
Weight	Approx. 18 Kg (Tolerance ±3.0%)
Internal Resistance	Approx. 6.0 mΩ
Terminal	F15(M6)/F11(M6)
Max. Discharge Current	550A (5 sec)
Short Circuit Current	1160A
Design Life	12 years (Float charging)
Recommended Maximum Charging Current	16.5 A
Reference Capacity	C3 57.8AH C5 46.9AH C10 55.0AH C20 58.2AH
Standby Use Voltage	13.6 V~13.8 V @ 25°C Temperature Compensation: -3mV/°C/Cell
Cycle Use Voltage	14.6 V~14.8 V @ 25°C Temperature Compensation: -4mV/°C/Cell
Operating Temperature Range	Discharge: -20°C~60°C Charge: 0°C~50°C Storage: -20°C~60°C
Normal Operating Temperature Range	25°C±5°C
Self Discharge	RITAR Valve Regulated Lead Acid (VRLA) batteries can be stored for up to 6 months at 25°C and then recharging is recommended. Monthly Self-discharge ratio is less than 3% at 25°C. Please charge batteries before using.
Container Material	A.B.S. UL94-HB, UL94-V0 Optional.



RA series is a general purpose battery with 12 years design life in float service. It meets with IEC, JIS, BS and YDT standards. With advanced AGM valve regulated technology and high purity raw material, the RA series battery maintains high consistency for better performance and reliable standby service life. It is suitable for UPS/EPS, Telecom, power grid, medical equipment, emergency light and security system applications.



Dimensions

Length	229±2mm (9.02 inches)
Width	138±2mm (5.43 inches)
Height	211±2mm (8.31 inches)
Total Height	216±2mm (8.50 inches)
Terminal	Value
M5	6~7 N*m
M6	8~10 N*m
M8	10~12 N*m

Unit: mm

Constant Current Discharge Characteristics : A (25°C)

F.V/Time	5MIN	10MIN	15MIN	30MIN	1HR	2HR	3HR	4HR	5HR	8HR	10HR	20HR
1.60V	193.0	135.1	100.7	58.29	34.21	20.49	15.05	12.22	10.32	6.89	5.86	3.01
1.65V	186.0	131.1	98.08	57.01	33.57	20.19	14.85	12.07	10.20	6.82	5.81	2.98
1.70V	176.9	125.8	94.61	55.32	32.73	19.79	14.58	11.87	10.04	6.73	5.73	2.95
1.75V	165.3	119.0	90.09	53.10	31.63	19.27	14.23	11.60	9.83	6.61	5.63	2.91
1.80V	150.6	110.2	84.28	50.23	30.19	18.57	13.76	11.25	9.55	6.44	5.50	2.85
1.85V	132.5	99.31	76.95	46.56	28.33	17.67	13.15	10.78	9.18	6.23	5.33	2.78

Constant Power Discharge Characteristics : WPC (25°C)

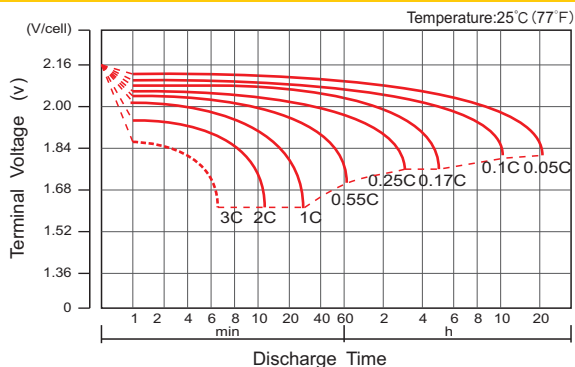
F.V/Time	5MIN	10MIN	15MIN	30MIN	1HR	2HR	3HR	4HR	5HR	8HR	10HR	20HR
1.60V	332.2	233.1	178.7	107.5	64.92	39.42	29.17	23.82	20.19	13.67	11.70	6.01
1.65V	328.7	232.1	177.7	106.7	64.39	39.13	28.96	23.64	20.06	13.57	11.61	5.97
1.70V	316.1	225.3	172.9	104.1	63.00	38.47	28.51	23.30	19.78	13.40	11.47	5.91
1.75V	300.6	216.9	167.0	100.9	61.18	37.62	27.94	22.86	19.44	13.18	11.29	5.83
1.80V	278.7	204.5	158.5	96.45	58.67	36.45	27.13	22.24	18.95	12.89	11.04	5.73
1.85V	249.6	187.5	146.7	90.30	55.46	34.87	26.05	21.41	18.29	12.48	10.71	5.58

(Note) The above characteristics data are average values obtained within three charge/discharge cycle not the minimum values.

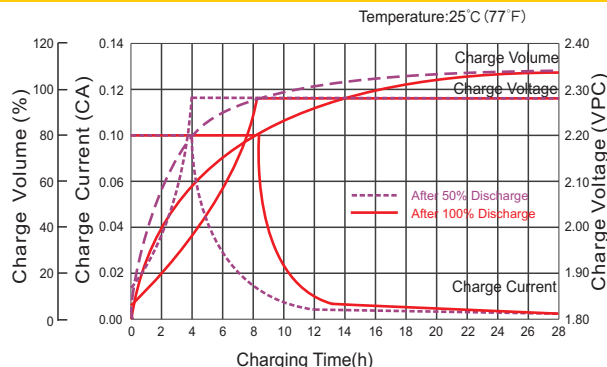
RA12-55(12V55Ah)



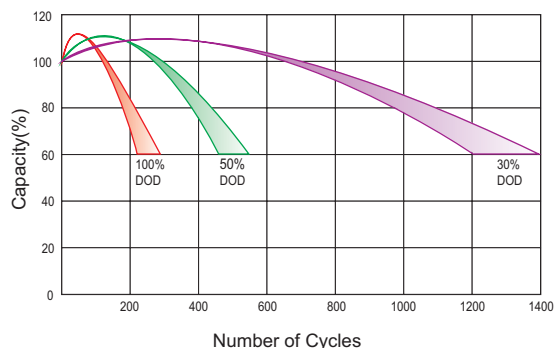
Discharge Characteristics Curve



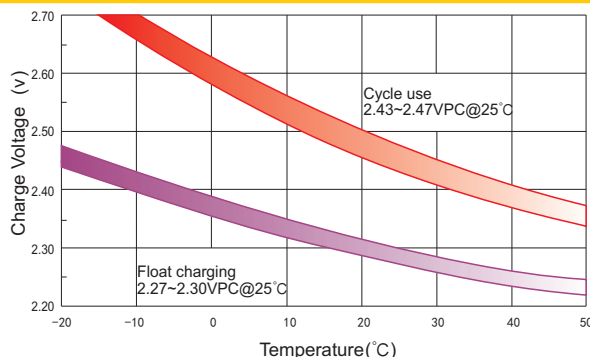
Charge Characteristic Curve For Standby Use



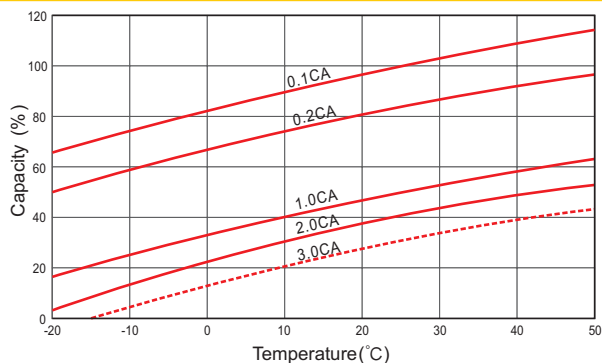
Cycle Life In Relation To Depth Of Discharge



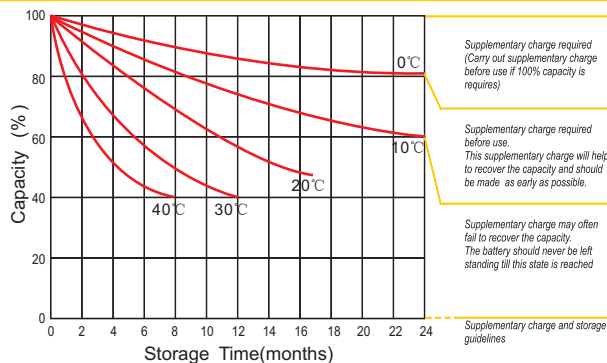
Relationship Between Charging Voltage And Temperature



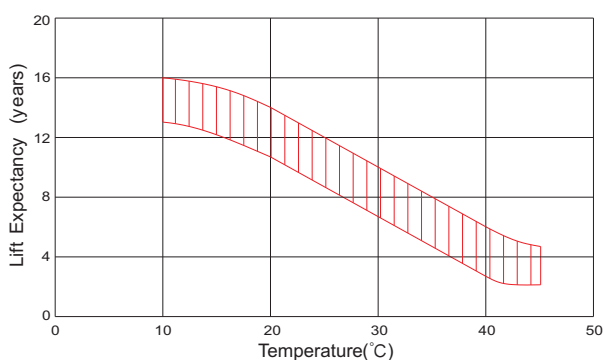
Temperature Effects On Capacity



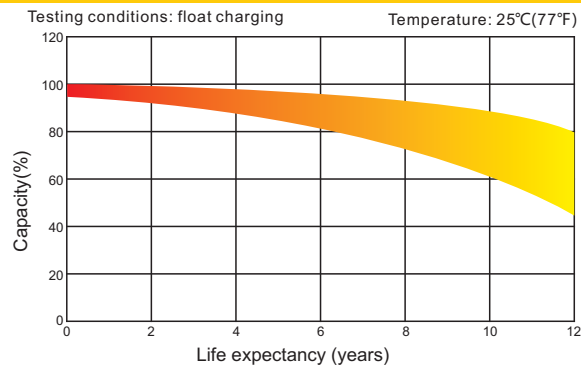
Storage Characteristics



Effect Of Temperature On Long Term Life



Life Characteristics Of Standby Use



(Note) All above information shall be changed without prior notice, Ritar reserves the right to explain and update the latest information.