



Maintenance-Free Rechargeable Sealed Lead-Acid Battery



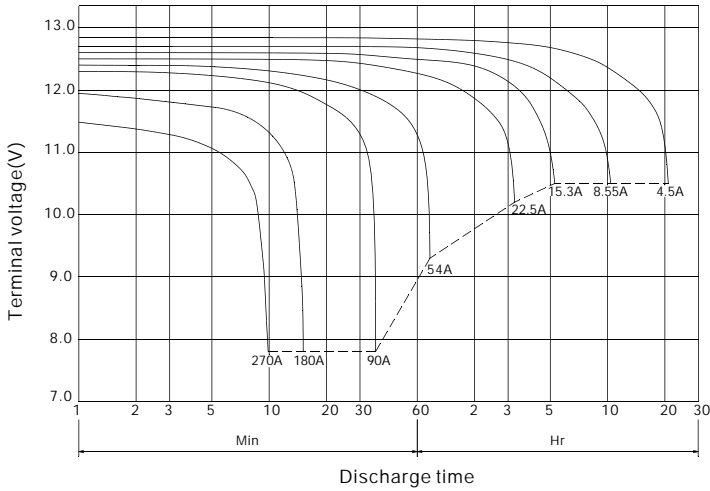
BP90-12

The battery is constructed by plates, separators, safety valves, flame arrestors and container. Since the electrolyte is held by a glass-mat separator and plates, the battery can use in any direction and position without leakage.

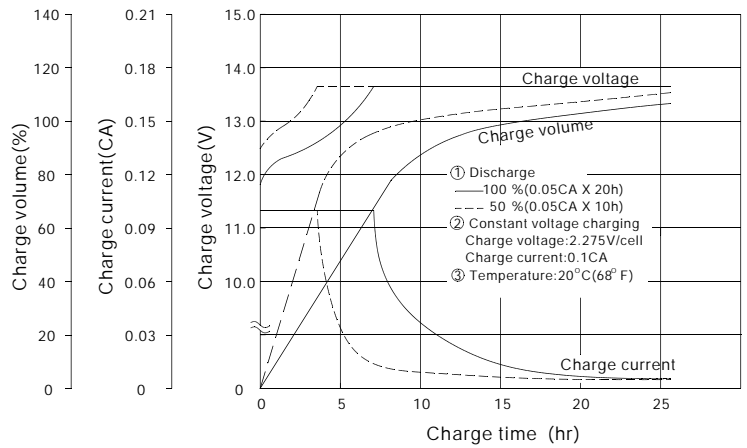
PERFORMANCE SPECIFICATIONS

Nominal Voltage(V).....	12 volts(6cells in series)
Nominal Capacity(AH)	
20 Hour rate F.V.(1.75V/cell) (4.50A to 10.50volts)	90A.H.
10 Hour rate F.V.(1.75V/cell) (8.55A to 10.50volts)	85.5A.H.
5 Hour rate F.V.(1.75V/cell) (15.30A to 10.50volts).....	76.5A.H.
1 Hour rate F.V.(1.55V/cell) (54.00A to 9.30volts)	54A.H.
Approximate Weight.....	33.5kg(73.87lbs.)
Terminal	
Standard.....	Type B3
Internal Resistance (Fully Charged Battery).....	<5m Ω
Maximum Discharge Current For 5 sec.(A).....	900A
Maximum Charge Current(A).....	27A
Ambient Temperature	
Charge.....	0°C(32°F)~40°C(104°F)
Discharge.....	-20°C(-4°F)~50°C(122°F)
Storage.....	-20°C(-4°F)~40°C(104°F)
Case.....	ABS
Dimension(mm/inch)	
Length ±2mm.....	329/12.95
Width ±2mm.....	172/6.77
Container Height ±2mm.....	215/8.46
Total Height ±2mm.....	238/9.37
Application.....	UPS, TELCOM, Golf-Carts.

BP90-12 Battery discharge characteristics (25°C/77°F)



BATTERY CHARGING CHARACTERISTICS (Typical example of the charge characteristics for the standby use)

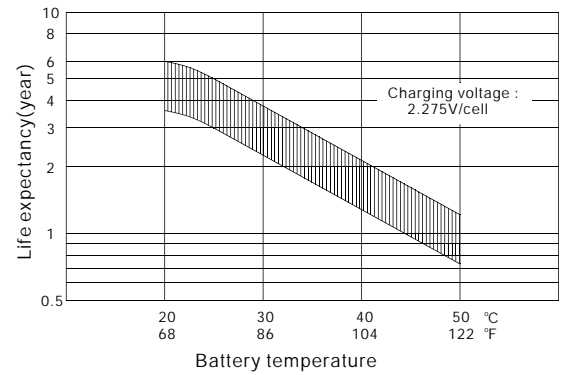


Charging Procedure

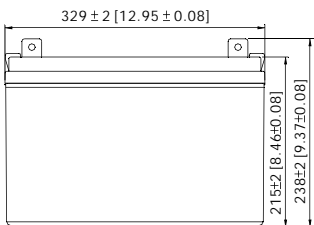
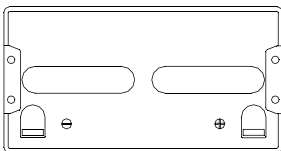
Application	Charging method	Charging Voltage at 20°C (V/cell)	Temperature compensation coefficient of charging voltage (mV/°C/cell)	Max. charging current (CA)	Charging time 0.1CA, 20°C (h)		Temp (°C)
					100% discharge	50% discharge	
For standby power Source	Constant voltage & Constant current charging (with current restriction)	2.25-2.30	-3	0.3	24	20	0-40 (32-104°F)
For cycle service		2.40-2.50	-4	0.3	16	10	

*Temperature compensation of charging voltage is not needed, when using the batteries within 5°C to 35°C range.

Effect of Temperature on Long Term Float Life

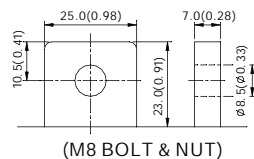


OUTER DIMENSIONS mm(inch)



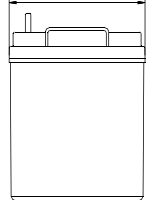
TERMINAL TYPE mm(inch)

● Terminal B3



(M8 BOLT & NUT)

172 ± 2 [6.77 ± 0.08]



Constant power discharge characteristics at 25°C/77°F

Final Voltage	Discharge time								
	5Min	10Min	15Min	30Min	1Hr	3Hr	5Hr	10Hr	20Hr
10.80V	3066.2	2299.4	1876.9	1141.8	655.08	262.28	180.90	101.06	52.84
10.50V	3548.2	2490.8	1963.6	1185.4	674.62	267.56	183.60	102.60	54.00
10.20V	3770.0	2580.9	2024.0	1212.4	686.82	270.00	184.62	103.12	54.26
9.90V	3939.6	2642.7	2070.5	1229.2	695.06	271.92	185.28	103.38	54.38
9.60V	4070.4	2695.7	2112.0	1242.0	702.00	273.48	185.78	103.38	54.38

TERMINAL POSITION



B.B. BATTERY CO., LTD. Web Site: <http://www.bb-battery.com>

USA :

B & B BATTERY (USA) INC.
6415 RANDOLPH ST. COMMERCE,
CA, 90040 U.S.A.
TEL: 1-323-278-1900 1-800-278-8599
FAX: 1-323-278-1268

CHINA FACTORY:

CHENG DONG TRIAL AREA, HUANG GANG,
RAOPING GUANG DONG, CHINA, 515700
TEL: 86-768-7601001-2
FAX: 86-768-7601469

UK:

B & B BATTERY (UK) CO., LTD.
TEL: 44-161-339-9458
FAX: 44-161-343-7030

HONG KONG:

NATIONAL TRADING LTD.
TEL: 852-2301-3800
FAX: 852-2739-1182

JAPAN:

B & B BATTERY (JAPAN) CO., LTD.
TEL: 81-426-256-537
FAX: 81-426-256-537

TAIWAN:

B & B BATTERY CO., LTD.
TEL: 886-6-5898081-3
FAX: 886-6-5898087



MH19884

